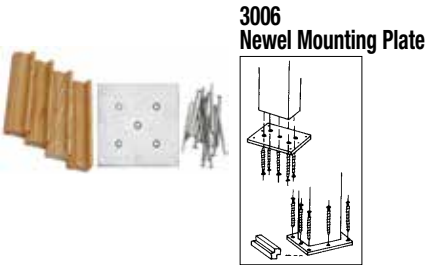
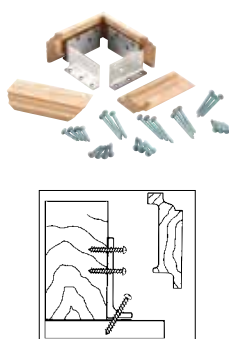







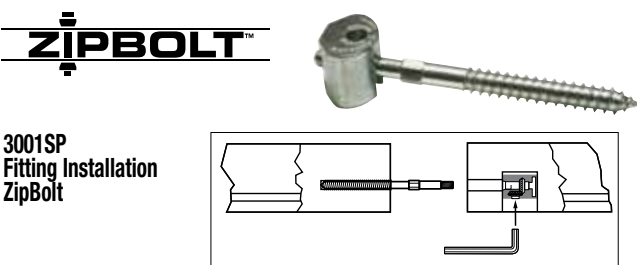




Hardware

 <p>3006 Newel Mounting Plate</p>	 <p>3009 3" L-Bracket Post Fastener</p>	 <p>Fas-n-Fast™ FAST N Fas-N-Fast™ Newel Installation Kit</p>
 <p>3008-10 Newel Post Fastener 10-3/4"</p>	 <p>3078 Rail and Post Fastener</p>	 <p>3079 Rail Bolt Kit (plug included)</p>
 <p>3002H Wall Rail Bracket Wall to Centerline: 2-3/4" Brass Satin Nickel Chrome Black</p>		
 <p>ZIPBOLT™ A3001 Rake Installation Angled ZipBolt</p>		 <p>ZIPBOLT™ 3001SF Balcony Installation Slipfix ZipBolt 2 Pack</p>
 <p>ZIPBOLT™ 3001SP Fitting Installation ZipBolt</p>	 <p>ZIPBOLT™ 3001DG ZipBolt™ Drill Guide Kit</p>	 <p>3001DR ZipBolt Driver</p>



CRAFTWOOD
DOORS & WINDOWS



CRAFTWOOD INC.
889 N. Larch Ave
Elmhurst, IL 60126

Phone: (630) 870 1417
(630) 758 1740
Fax: (630) 758 1741
Email: info@craftwoodproducts.com

www.craftwoodproducts.com

Creative Stair Parts®
Superior
Beauty | Elegance | Design | Quality

Iron Balusters

Wood Balusters

Iron Balusters:

- Style 1: 8-3/4" top, 14-3/4" middle, 6-1/2" bottom, 5-1/2" top, 6-1/2" middle, 3-1/8" bottom, 5-1/2" top, 7-1/2" middle, 5-1/2" bottom, 3-1/8" top, 6-1/2" middle, 6-1/2" bottom, 22-3/4" total, 16-3/4" top, 13-3/4" bottom, 44" width.
- Style 2: 8-3/4" top, 5-1/2" middle, 7-1/2" bottom, 5-1/2" top, 7-1/2" middle, 5-1/2" bottom, 3-1/8" top, 6-1/2" middle, 6-1/2" bottom, 22-3/4" total, 16-3/4" top, 13-3/4" bottom, 44" width.

Wood Balusters:

- 5015: 1-1/4" top, 34" middle, 38" bottom, 42" total, 6" top, 10" middle, 14" bottom, 28" total, Primed.
- 5141: 1-1/4" top, 34" middle, 38" bottom, 42" total, 7" top, 11" middle, 15" bottom, 20" total, Primed.
- 5060: 1-1/4" top, 34" middle, 38" bottom, 42" total, Primed.

533 | 1/2" 658 | 1/2" 482 | 1/2" 481 | 1/2"

Wood balusters are predrilled and come with removable pin

Newels

Newels:

- 4091*: Plain, Primed & Oak, 3" top, 6-1/4" middle, 23-1/4" bottom, 55-1/2" Starting, 6-1/4" top, 23" bottom.
- 4075: Plain, Primed & Oak, 3" top, 6-1/4" middle, 56-3/4" bottom, 66" Inter., 3-1/2" top, 20-3/4" bottom.
- 4175-SL: Plain, Oak, 1-1/2" top, 22-1/4" Sleeve, 4-1/2" bottom.

4091 | 4075 Interchangeable pyramid and flat caps included

3" Starting B4040 48" Oak 3" Landing B4045 58" Oak Cham. Top 3-1/2" Universal 4000 48" Poplar 3-1/2" Landing 4001 58"

Rails

Rails:

- 6010: Engineered Oak, 2-1/4" top, 2-3/8" middle, 1-1/2" bottom.
- P6010: Engineered Oak, Fillet Included, 2-1/4" top, 2-3/8" middle, 1-1/4" bottom, 1-1/2" bottom.
- 6040: Oak, 1-3/4" top, 1-5/8" middle.
- 6042: Oak, 2-1/4" top, 1-9/32" middle.

Treads

Treads:

- Plain Tread: 1-1/32" x 11-1/2", 1136 — 36" Oak, 1142 — 42" Oak, 1148 — 48" Oak.
- M1142 Reversible Mitered Return Tread: 1-1/32" x 11-1/2" x 42"

Iron Finishes:

- Satin Black
- Oil Rubbed Copper

02 - Rake Shoe

06 - Flat Shoe

